



Ultimo Power BI integration

Substantiated choices with
strategic management
information

INTEGRATED KPI DASHBOARDS WITH MICROSOFT TECHNOLOGY

ARE YOU SWITCHING OVER TO STRATEGIC MANAGEMENT INFORMATION?

From operational to strategic information

Ultimo has numerous reporting options, ranging from standard reports to a reporting tool for end users. Excellent options for strategic and operational use. Do you have everything under control operationally and are you thinking of taking the next step? Do you also want to generate management information on a strategic level to substantiate your policy decisions? With the standard Power BI dashboards, available for SaaS customers only, all your strategic information requirements in the Ultimo software are now covered.

Standard KPI dashboards

The new dashboards have been developed so reports can be made over longer periods of time and intelligent cross-sections can be made; this allows you targeted analyses through filtering and data drilling. The first set aims at Maintenance control information. Five KPI dashboards have been compiled, which provide management information about open activities, corrective and preventive maintenance, costs and budgets. The dashboards show trends and root causes. Because KPIs only have added value when you can use them to take action, you can set targets in every dashboard, which are visually represented by a dotted line. You will know exactly whether you are reaching your goals or whether action is required!

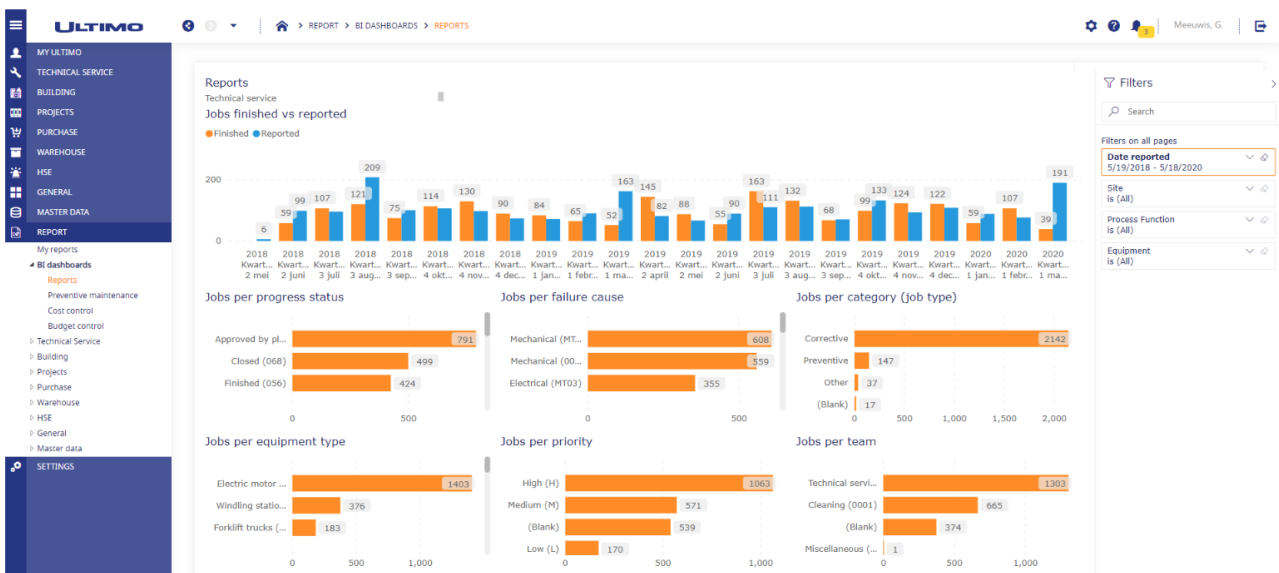


WHICH STANDARD KPI DASHBOARDS ARE AVAILABLE?

Dashboard Reports

This dashboard is an overview of the jobs in a specific period, categorised by date, status, priority, failure cause, job type, object type and team. The dashboard answers important questions, such as:

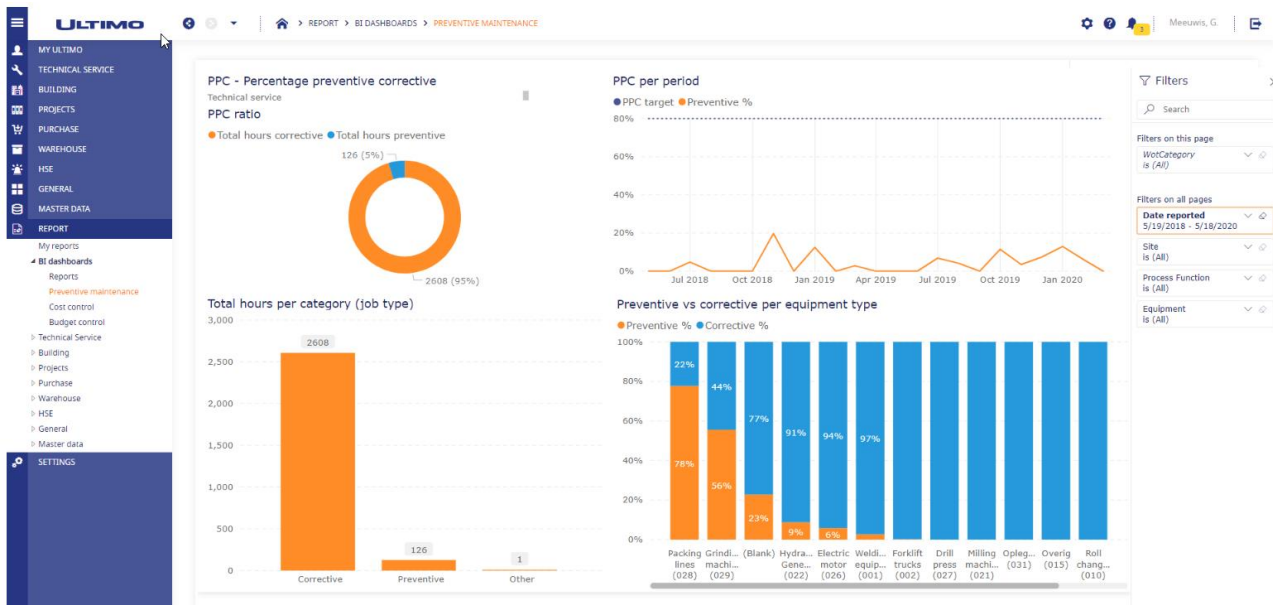
- Which failure causes are occurring more often? Are the measures to prevent these failures effective?
- Do these causes also lead to high-priority jobs?
- Which causes play a part in the object types with the most failures?
- Does the number of modifications play a part?



Dashboard Planned Maintenance Percentage

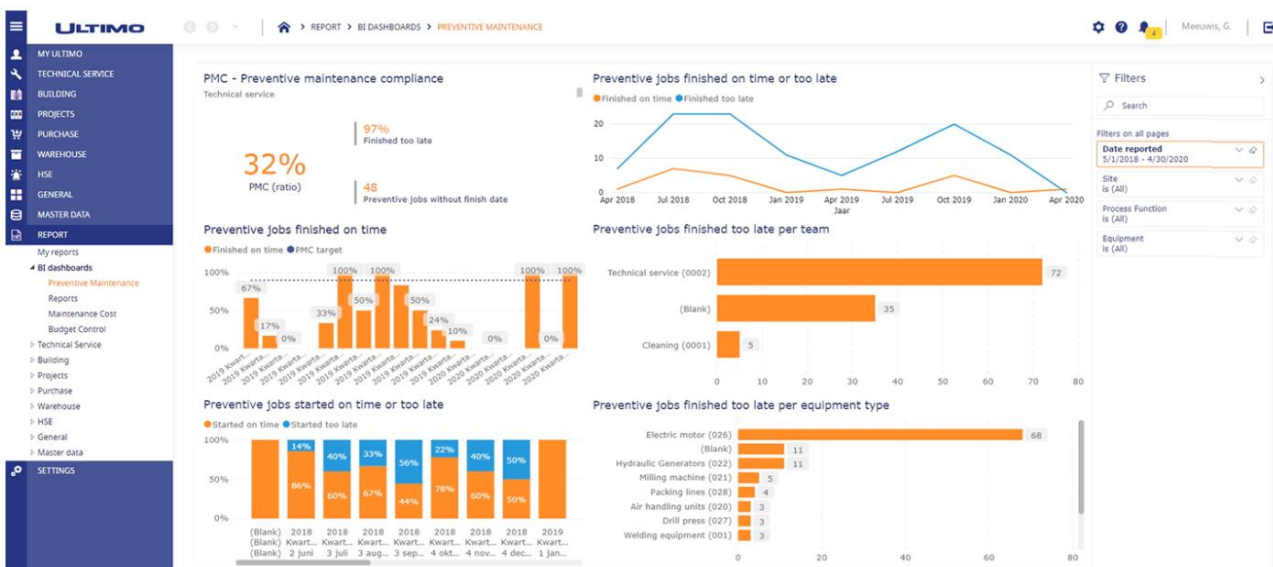
This dashboard deals with the ratio between corrective and preventive maintenance

- What percentage is corrective?
- Is the number of corrective jobs increasing or decreasing?
- Which object types require the most corrective maintenance?



Dashboard Preventive Maintenance Compliance (PMC)

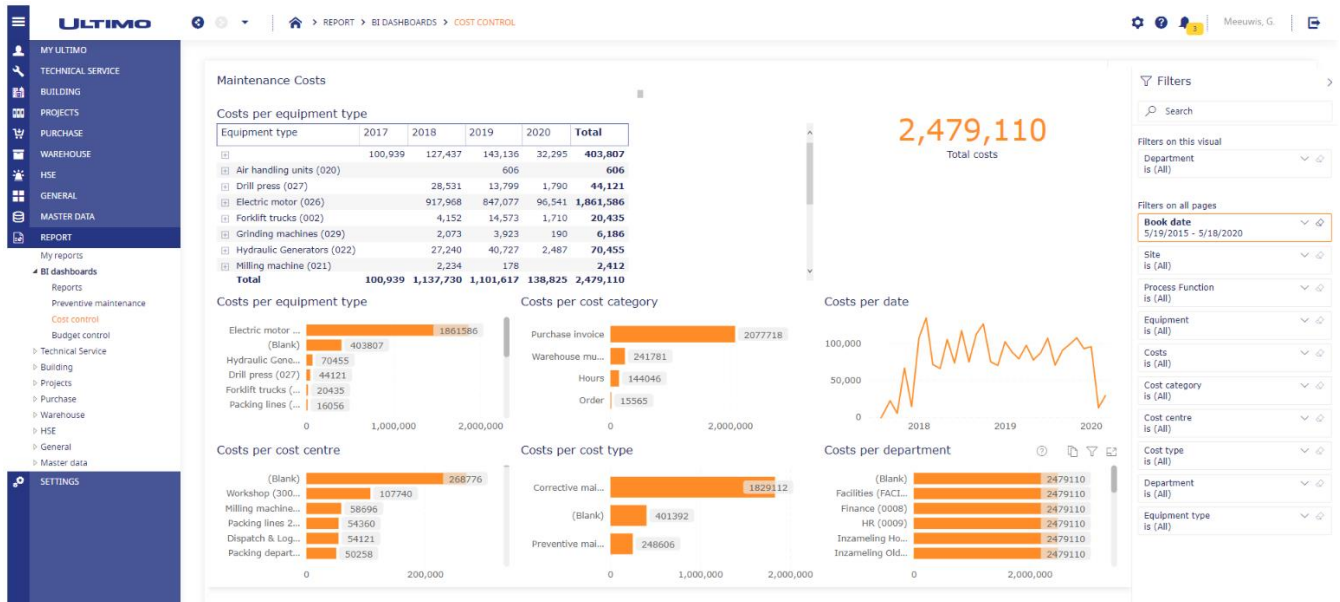
Defining the correct preventive maintenance is one thing, but how often do you manage it on time? How often do the issues of the day win out over the planned work?



Dashboard Maintenance Costs

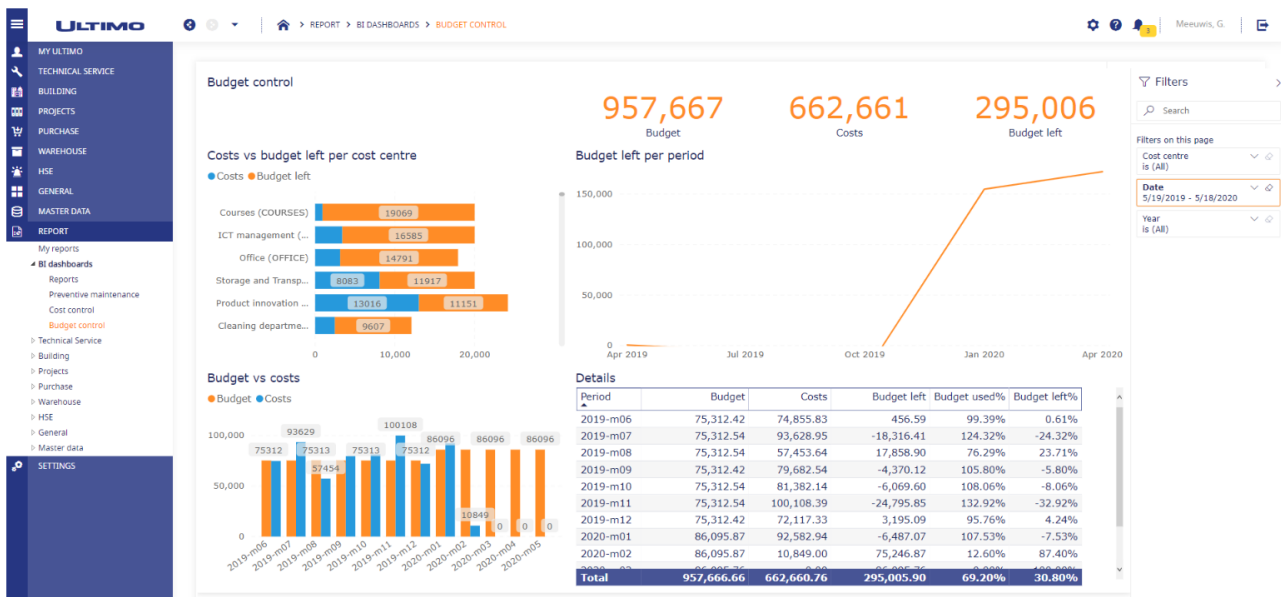
This dashboard makes incurred costs transparent.

- For which cost centres and departments are the most costs incurred?
- Where do these costs go?
- Which costs are increasing and which are decreasing?



Dashboard Budget Control

In this dashboard, the costs are compared with the budgets you defined in Ultimo.





GETTING STARTED?

Interested? Let us tell you more.

Are you ready to take the step to strategic management information and do you want to know more about the standard Power BI dashboards? Our experts are happy to explain it all. Contact us for more information and let us tell you all about the possibilities and advantages.





LIVE-LINK YOUR ASSETS AND FACILITIES.

The world is in a whirl, and it revolves around all your objects and equipment at the speed of light. If you are the one responsible for maintenance, facility or IT in your organisation, you want nothing more than your assets constantly letting you know whether they are still compatible with this world. And if you are responsible for more than that you want this as well. After all, your assets may require your attention in a more general, or even financial, way. Ultimo will be sure to pass on the crucial signals about your assets. So you can pick up on them and act decisively. Are you listening?

sales@ultimo.com | ultimo.com

ULTIMO

BELGIUM

Ultimo Software Solutions bv
Schaliënhoevedreef 20A
2800 Mechelen
T +32 15 44 41 44

GERMANY

Ultimo Software Solutions GmbH
Lohbergstraße 20A
46537 Dinslaken
T +49 2064 82 84 754

Southern Regions
Marcel-Breuer-Straße 15
80807 München
T +49 2064 82 84 754

THE NETHERLANDS

Ultimo Software Solutions bv
Waterweg 3
8071 RR Nunspeet
T +31 341 42 37 37

UNITED KINGDOM

Ultimo Software Solutions Ltd
49 Piccadilly
Manchester M1 2AP
T +44 161 826 93 49

© 2020 Ultimo Software Solutions Ltd. All rights reserved.
Ultimo and the Ultimo logo are registered wordmarks
and logos of Ultimo Software Solutions Group bv.
Other trademarks used are (non-)registered trademarks
of the relevant statutory owners.